

KRAFTWERK®

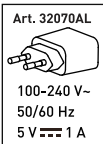
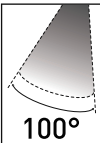
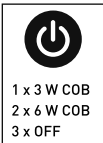
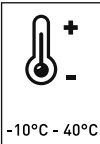
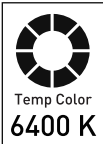
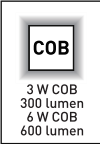
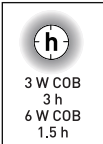
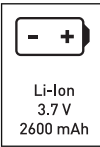
FAVORITE TOOLS SINCE 1979

Instruction Manual

LED work light FLEXDOT 600, rechargeable



Art. 702.000.000

EN



IMPORTANT! RETAIN FOR FUTURE REFERENCE: READ CAREFULLY!

TECHNICAL SPECIFICATIONS:

| | |
|-----------------------|---|
| Model | 702.000.000 |
| Protection class | III |
| Protection degree | IP65 |
| Adaptor input | 100-240 V~ 50/60 Hz |
| Adaptor output | 5 V  1 A |
| Illuminant | 6 W COB |
| Luminous flux | 300 lm, 600 lm |
| Lux | 170 Lux, 330 Lux |
| CRI | 80 |
| Kelvin | 6400 K |
| Charging time | 4 h |
| Operating time | 3 h (300 lm); 1.5 h (600 lm) |
| Battery | Li-ion 3.7 V  2600 mAh |
| Operating temperature | -10°C ~ +40°C |
| Dimensions L/W/H | 78 x 76 x 52 mm |
| Net weight | 227 g |

PROPER INTENDED USE

The work light is suitable for indoor and outdoor lighting applications.

COMMISSIONING

The light has three switching levels. It is possible to change between these levels by pressing the on/off button.

Following levels are possible: 1. Power-on (power-saving) 2. Full-power 3. Off

WARNING / CHARGING INSTRUCTION / BATTERY TIPS

- Avoid looking directly into the beam of light, as this will result in dazzling
- Do not use the lamp near a naked flame
- Before using the lamp for the first time, the battery must be fully charged
- Please use the charger equipped with the lamp.
- Please do not use a modified or damaged charger.
- Recharge frequently
- Please do not leave the lamp be in charging over 24 hours
- Always replace the battery with an original battery
- Do not leave the battery without charge for an extended period
- Deep discharge risks damaging the battery
- The light source of this lamp is not replaceable; when the light source reaches its end of life the whole lamp shall be replaced

CLEANING

Allow the floodlight to cool down sufficiently! Do not use solvents, corrosive cleaners or the like. Use a dry or slightly moist cloth for cleaning ONLY.



Waste electrical products should not be disposed of together with household waste. Please recycle where designated facilities exist. Check with your local authority or retailer for recycling advice.

- The battery must be removed from the appliance before it is scrapped.
- The appliance must be disconnected from the main power supply when removing the battery.
- The battery must be disposed of safely.

WARRANTY

We do not take responsibility for any damage caused by misuse or any use that is not in compliance with the safety standards described herein.

CUSTOMER SERVICES

Contact your local importer or your specialized dealer to obtain address of our service department.

**FROM DATE OF PURCHASE RECEIPT
2 YEAR GUARANTEE
ON MATERIAL OR PRODUCTION DEFECTS**

KRAFTWERK®

FAVORITE TOOLS SINCE 1979

KRAFTWERK Europe AG
Mettlenbachstrasse 23
CH-8617 Mönchaltorf
Switzerland
Tel. +41-44 949 40 50

KRAFTWERK Sàrl.
25, rue du Stade
F – 67870 Bischoffsheim
France
Tel. +33-388 48 64 50

www.kraftwerktools.com