

# KRAFTWERK®

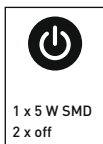
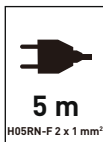
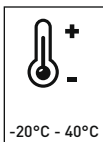

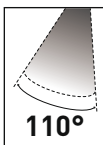
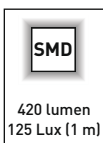
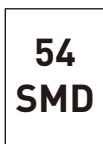
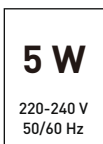
FAVORITE TOOLS SINCE 1979

## Instruction Manual

### Electric SMD LED inspection lamp TUBE420

Art. 32074

EN




## IMPORTANT! RETAIN FOR FUTURE REFERENCE: READ CAREFULLY!

### SAFETY NOTES

- Prior to commissioning, make sure that the correct voltage is available.
- Prior to each use, ensure that the lamp and power cord are not damaged. A damaged light or mains supply cable pose a life-threatening risk of electric shock!
- Never use the lamp in potentially explosive-risk environments where flammable liquids, gases or dusts may be present. Danger of explosion!
- LED lights are extremely bright. Never look directly into the light beam.
- Do not open, repair or modify.
- If the external flexible cable or cord of this lamp is damaged, it shall be exclusively replaced by the manufacturer or his service agent or a similar qualified person in order to avoid a hazard.
- Make sure the light is attached firmly and securely. Make sure the cable is not crimped or otherwise damaged.
- Keep children away from the lamp. Children cannot estimate the high risk of electric shock.

### TECHNICAL SPECIFICATIONS

Model	32074
Protection class	II
Protection degree	IP54
Impact protection	IK07
Nominal voltage	220-240 V~ 50/60 Hz
Output voltage	162 V  0.3 A (Max.)
LED	5 W
Lumen	420 lm
Lux	125 lx (1 m)
CRI	>70
Kelvin	6500 K
Operating temperature	-20°C ~ +40°C
Dimensions L/B/H	480 x 50 x 50 mm
Net weight	640 g

### MAINTENANCE

NOTE: The light source contained in this lamp shall only be replaced by the manufacturer or his service agent or a similar qualified person. Never open the lamp when the mains supply cable is connected.



**CAUTION, RISK OF ELECTRIC SHOCK (SOURCE: IEC60417-6042 (2011-11))!**

### CLEANING

Do not use solvents, corrosive cleaners or the like. Use a dry or slightly moist cloth for cleaning ONLY.



Waste electrical products should not be disposed of together with household waste. Please recycle where designated facilities exist. Check with your local authority or retailer for recycling advice.

- The battery must be removed from the appliance before it is scrapped.
- The appliance must be disconnected from the main power supply when removing the battery.
- The battery must be disposed of safely.

## **WARRANTY**

We do not take responsibility for any damage caused by misuse or any use that is not in compliance with the safety standards described herein.

## **CUSTOMER SERVICES**

Contact your local importer or your specialized dealer to obtain address of our service department.

---

**FROM DATE OF PURCHASE RECEIPT  
2 YEAR GUARANTEE  
ON MATERIAL OR PRODUCTION DEFECTS**

# **KRAFTWERK®**

FAVORITE TOOLS SINCE 1979

**KRAFTWERK Europe AG**  
Mettlenbachstrasse 23  
CH-8617 Mönchaltorf  
Switzerland  
Tel. +41-44 949 40 50

**KRAFTWERK Sàrl.**  
25, rue du Stade  
F - 67870 Bischoffsheim  
France  
Tel. +33-388 48 64 50

**[www.kraftwerktools.com](http://www.kraftwerktools.com)**