

KRAFTWERK®


FAVORITE TOOLS SINCE 1979



Instruction Manual

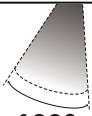
Rechargeable LED work light HEXA 2000



Art. 32037



EN



20 W 100-240 V 50/60 Hz	 Li-Ion 11.1 V 4400 mAh
--------------------------------------	---

 3.5 h	 20 W LED 2.5 h 10 W LED 5 h 5 W LED 10 h
---	---

COB 20 W 2000 Lumen 10 W 1000 Lumen 5 W 500 Lumen	 120°
---	--

 6000 K	 IP65
---	---



 IK07	 -10°C - 40°C
--	---

 1 x 5 W SMD 2 x 10 W SMD 3 x 20 W SMD 4 x off	 Art. 32037AL 100-240 V- 50/60 Hz
---	---



IMPORTANT! RETAIN FOR FUTURE REFERENCE: READ CAREFULLY!

TECHNICAL SPECIFICATIONS

Model	32037
Protection class	III
Protection degree	IP65
Impact protection	IK07
Nominal voltage	100-240 V~ 50/60 Hz
Output voltage	15 V  1.5 A (Max.)
LED	20 W
Lumen	20 W 2000 Lumen; 10 W 1000 Lumen; 5 W 500 Lumen
Kelvin	6000 K
Charging time	3.5 h
Operating time	20 W LED 2.5 h; 10 W LED 5 h; 5 W LED 10 h
Battery	Li-ion 11.1 V  4400 mAh
Operating temperature	-10°C ~ +40°C
Dimensions L/B/H	225 x 220 x 70 mm
Net weight	1.135 kg

PROPER INTENDED USE:

The work light is suitable for indoor and outdoor lighting applications.

WARNING / CHARGING INSTRUCTION / BATTERY TIPS

- Avoid looking directly into the beam of light, as this will result in dazzling.
- Do not use the work light near a naked flame.
- Before using the work light for the first time, the battery must be fully charged.
- Recharge frequently.
- Always replace the battery with an original battery.
- Do not leave the battery without charge for an extended period.
- Deep discharge risks damaging the battery.
- The light source of this work light is not replaceable; when the light source reaches its end of life the whole work light shall be replaced.

CLEANING

Do not use solvents, corrosive cleaners or the like. Use a dry or slightly moist cloth for cleaning ONLY.



Waste electrical products should not be disposed of together with household waste. Please recycle where designated facilities exist. Check with your local authority or retailer for recycling advice.

- The battery must be removed from the appliance before it is scrapped.
- The appliance must be disconnected from the main power supply when removing the battery.
- The battery must be disposed of safely.

WARRANTY

We do not take responsibility for any damage caused by misuse or any use that is not in compliance with the safety standards described herein.

CUSTOMER SERVICES

Contact your local importer or your specialized dealer to obtain address of our service department.

**FROM DATE OF PURCHASE RECEIPT
2 YEAR GUARANTEE
ON MATERIAL OR PRODUCTION DEFECTS**

KRAFTWERK®

FAVORITE TOOLS SINCE 1979

KRAFTWERK Europe AG
Mettlenbachstrasse 23
CH-8617 Mönchaltorf
Switzerland
Tel. +41-44 949 40 50

KRAFTWERK Sàrl.
25, rue du Stade
F - 67870 Bischoffsheim
France
Tel. +33-388 48 64 50

www.kraftwerktools.com