

KRAFTWERK®

FAVORITE TOOLS SINCE 1979

AUTOMOTIVE

EN

Instruction Manual

Universal caliper brake piston rewind tool case

Art. 30224



CE


Content

1. 2-pin universal adjustable brake caliper adaptor
2. 3-pin universal adjustable brake caliper adaptor
3. Central screw rod
4. Sliding bar
5. Driving adaptor
6. Central driving part
7. Central fixing plate




Operation instructions


1. Check the screw direction of brake disc is left direction or right direction.




2. If it is right direction, choose the square "R" end with disc and the "L" end connect sliding bar into the hole.



3. Assemble the driving adaptor + 2 or 3 pins disc and central driving part.




4. Put the central fixing plate.




5. Connect the full set of tools with central fixing plate.

Central fixing plate



6. Be sure the set of tools fully connected with central fixing plate then start to work.



Application

2-pin universal adjustable brake caliper adaptor

Alfa Romeo, Ford, Mazada, Saab 9000, Subaru, Nissan, VW, Audi, Honda, Nissan, Rover, Opel, BMW, Lancia, Proton, Renault, Peugeot 307,308

3-pin universal adjustable brake caliper adaptor

Iveco Daily, Volkswagon Passat 2.0 TDI 09-, Renault Laguna

KRAFTWERK®

FAVORITE TOOLS SINCE 1979

KRAFTWERK Europe AG
Mettlenbachstrasse 23
CH-8617 Mönchaltorf
Switzerland
Tel. +41-44 949 40 50

KRAFTWERK Sàrl.
25, rue du Stade
F - 67870 Bischoffsheim
France
Tel. +33-388 48 64 50

www.kraftwerktools.com